Handshake

Start Your Job or Internship Search with Handshake.

Handshake is an easy-to-use platform where students and alumni can find full-time and part-time internships and jobs, as well as volunteer opportunities.

On Handshake, you can connect with employers, register for events, and more!

Download the Handshake App today!

LOS RIOS COMMUNITY COLLEGE DISTRICT | ARC AMERICAN RIVER COLLEGE

How To Get Started

1. Go to the Los Rios Community College District homepage.
2. In the top right-hand corner, click on “Student Login”
3. Click on “Los Rios Gmail and Apps Dashboards”
4. Log in to your SSO (Single Sign-On)
5. Near the bottom of the Los Rios SSO Applications, click on the Handshake icon to get started and create an account!

Handshake

Start Your Job or Internship Search with Handshake.

Handshake is an easy-to-use platform where students and alumni can find full-time and part-time internships and jobs, as well as volunteer opportunities.

On Handshake, you can connect with employers, register for events, and more!

Download the Handshake App today!

LOS RIOS COMMUNITY COLLEGE DISTRICT | ARC AMERICAN RIVER COLLEGE

How To Get Started

1. Go to the Los Rios Community College District homepage.
2. In the top right-hand corner, click on “Student Login”
3. Click on “Los Rios Gmail and Apps Dashboards”
4. Log in to your SSO (Single Sign-On)
5. Near the bottom of the Los Rios SSO Applications, click on the Handshake icon to get started and create an account!

Handshake

Start Your Job or Internship Search with Handshake.

Handshake is an easy-to-use platform where students and alumni can find full-time and part-time internships and jobs, as well as volunteer opportunities.

On Handshake, you can connect with employers, register for events, and more!

Download the Handshake App today!

LOS RIOS COMMUNITY COLLEGE DISTRICT | ARC AMERICAN RIVER COLLEGE

How To Get Started

1. Go to the Los Rios Community College District homepage.
2. In the top right-hand corner, click on “Student Login”
3. Click on “Los Rios Gmail and Apps Dashboards”
4. Log in to your SSO (Single Sign-On)
5. Near the bottom of the Los Rios SSO Applications, click on the Handshake icon to get started and create an account!

Handshake

Start Your Job or Internship Search with Handshake.

Handshake is an easy-to-use platform where students and alumni can find full-time and part-time internships and jobs, as well as volunteer opportunities.

On Handshake, you can connect with employers, register for events, and more!

Download the Handshake App today!

LOS RIOS COMMUNITY COLLEGE DISTRICT | ARC AMERICAN RIVER COLLEGE

How To Get Started

1. Go to the Los Rios Community College District homepage.
2. In the top right-hand corner, click on “Student Login”
3. Click on “Los Rios Gmail and Apps Dashboards”
4. Log in to your SSO (Single Sign-On)
5. Near the bottom of the Los Rios SSO Applications, click on the Handshake icon to get started and create an account!

Handshake

Start Your Job or Internship Search with Handshake.

Handshake is an easy-to-use platform where students and alumni can find full-time and part-time internships and jobs, as well as volunteer opportunities.

On Handshake, you can connect with employers, register for events, and more!

Download the Handshake App today!

LOS RIOS COMMUNITY COLLEGE DISTRICT | ARC AMERICAN RIVER COLLEGE

How To Get Started

1. Go to the Los Rios Community College District homepage.
2. In the top right-hand corner, click on “Student Login”
3. Click on “Los Rios Gmail and Apps Dashboards”
4. Log in to your SSO (Single Sign-On)
5. Near the bottom of the Los Rios SSO Applications, click on the Handshake icon to get started and create an account!

Handshake

Start Your Job or Internship Search with Handshake.

Handshake is an easy-to-use platform where students and alumni can find full-time and part-time internships and jobs, as well as volunteer opportunities.

On Handshake, you can connect with employers, register for events, and more!

Download the Handshake App today!

LOS RIOS COMMUNITY COLLEGE DISTRICT | ARC AMERICAN RIVER COLLEGE

How To Get Started

1. Go to the Los Rios Community College District homepage.
2. In the top right-hand corner, click on “Student Login”
3. Click on “Los Rios Gmail and Apps Dashboards”
4. Log in to your SSO (Single Sign-On)
5. Near the bottom of the Los Rios SSO Applications, click on the Handshake icon to get started and create an account!

Handshake

Start Your Job or Internship Search with Handshake.

Handshake is an easy-to-use platform where students and alumni can find full-time and part-time internships and jobs, as well as volunteer opportunities.

On Handshake, you can connect with employers, register for events, and more!

Download the Handshake App today!

LOS RIOS COMMUNITY COLLEGE DISTRICT | ARC AMERICAN RIVER COLLEGE

How To Get Started

1. Go to the Los Rios Community College District homepage.
2. In the top right-hand corner, click on “Student Login”
3. Click on “Los Rios Gmail and Apps Dashboards”
4. Log in to your SSO (Single Sign-On)
5. Near the bottom of the Los Rios SSO Applications, click on the Handshake icon to get started and create an account!

Handshake

How To Find On Campus Student Jobs

1. Go to your Handshake Dashboard.
   **Use the desktop version for full functionality*
2. Find the "Jobs" tab on the left-hand side and at the very top, click "all filters."
3. Click "On Campus Student Employment"
4. Scroll down to "Employers" and type in: American River College.
5. Search jobs, read descriptions, qualifications and requirements, then click "apply." That's it!

Online Appointment Tool

Career Center/Work Experience & Internship Program
Welcome and Support Building
916-484-8192

Call or Walk in to Make an Appointment for...

- Handshake Assistance
- Internship and Job Search Assistance
- Resume Review
- Cover Letter Assistance
- Practice Interviews
- Free Self-Assessment Tools and Online Templates

Handshake

How To Find On Campus Student Jobs

1. Go to your Handshake Dashboard.
   **Use the desktop version for full functionality*
2. Find the "Jobs" tab on the left-hand side and at the very top, click "all filters."
3. Click "On Campus Student Employment"
4. Scroll down to "Employers" and type in: American River College.
5. Search jobs, read descriptions, qualifications and requirements, then click "apply." That's it!

Online Appointment Tool

Career Center/Work Experience & Internship Program
Welcome and Support Building
916-484-8192

Call or Walk in to Make an Appointment for...

- Handshake Assistance
- Internship and Job Search Assistance
- Resume Review
- Cover Letter Assistance
- Practice Interviews
- Free Self-Assessment Tools and Online Templates

Handshake

How To Find On Campus Student Jobs

1. Go to your Handshake Dashboard.
   **Use the desktop version for full functionality*
2. Find the "Jobs" tab on the left-hand side and at the very top, click "all filters."
3. Click "On Campus Student Employment"
4. Scroll down to "Employers" and type in: American River College.
5. Search jobs, read descriptions, qualifications and requirements, then click "apply." That's it!

Online Appointment Tool

Career Center/Work Experience & Internship Program
Welcome and Support Building
916-484-8192

Call or Walk in to Make an Appointment for...

- Handshake Assistance
- Internship and Job Search Assistance
- Resume Review
- Cover Letter Assistance
- Practice Interviews
- Free Self-Assessment Tools and Online Templates

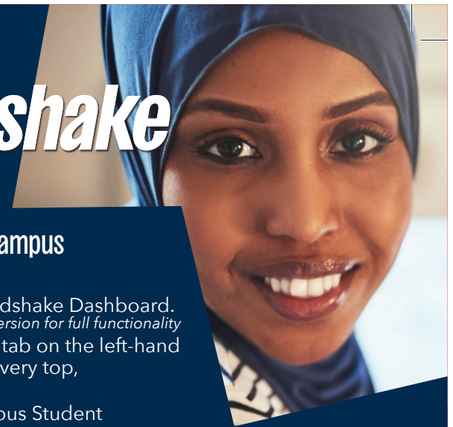

Handshake

How To Find On Campus Student Jobs

1. Go to your Handshake Dashboard.
   **Use the desktop version for full functionality*
2. Find the "Jobs" tab on the left-hand side and at the very top, click "all filters."
3. Click "On Campus Student Employment"
4. Scroll down to "Employers" and type in: American River College.
5. Search jobs, read descriptions, qualifications and requirements, then click "apply." That's it!

Online Appointment Tool

Career Center/Work Experience & Internship Program
Welcome and Support Building
916-484-8192

Call or Walk in to Make an Appointment for...

- Handshake Assistance
- Internship and Job Search Assistance
- Resume Review
- Cover Letter Assistance
- Practice Interviews
- Free Self-Assessment Tools and Online Templates

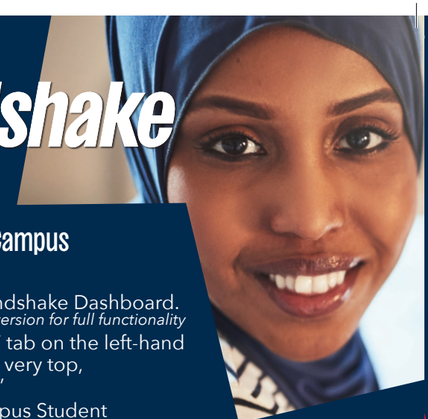

Handshake

How To Find On Campus Student Jobs

1. Go to your Handshake Dashboard.
   **Use the desktop version for full functionality*
2. Find the "Jobs" tab on the left-hand side and at the very top, click "all filters."
3. Click "On Campus Student Employment"
4. Scroll down to "Employers" and type in: American River College.
5. Search jobs, read descriptions, qualifications and requirements, then click "apply." That's it!

Online Appointment Tool

Career Center/Work Experience & Internship Program
Welcome and Support Building
916-484-8192

Call or Walk in to Make an Appointment for...

- Handshake Assistance
- Internship and Job Search Assistance
- Resume Review
- Cover Letter Assistance
- Practice Interviews
- Free Self-Assessment Tools and Online Templates

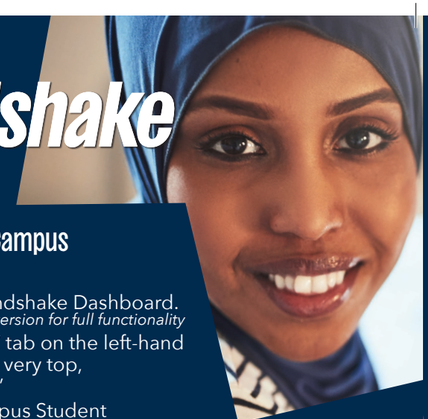

Handshake

How To Find On Campus Student Jobs

1. Go to your Handshake Dashboard.
   **Use the desktop version for full functionality*
2. Find the "Jobs" tab on the left-hand side and at the very top, click "all filters."
3. Click "On Campus Student Employment"
4. Scroll down to "Employers" and type in: American River College.
5. Search jobs, read descriptions, qualifications and requirements, then click "apply." That's it!

Online Appointment Tool

Career Center/Work Experience & Internship Program
Welcome and Support Building
916-484-8192

Call or Walk in to Make an Appointment for...

- Handshake Assistance
- Internship and Job Search Assistance
- Resume Review
- Cover Letter Assistance
- Practice Interviews
- Free Self-Assessment Tools and Online Templates

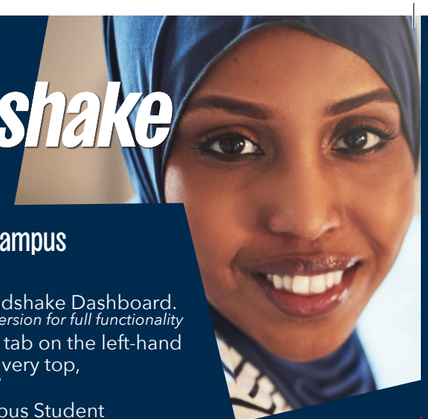

Handshake

How To Find On Campus Student Jobs

1. Go to your Handshake Dashboard.
   **Use the desktop version for full functionality*
2. Find the "Jobs" tab on the left-hand side and at the very top, click "all filters."
3. Click "On Campus Student Employment"
4. Scroll down to "Employers" and type in: American River College.
5. Search jobs, read descriptions, qualifications and requirements, then click "apply." That's it!

Online Appointment Tool

Career Center/Work Experience & Internship Program
Welcome and Support Building
916-484-8192

Call or Walk in to Make an Appointment for...

- Handshake Assistance
- Internship and Job Search Assistance
- Resume Review
- Cover Letter Assistance
- Practice Interviews
- Free Self-Assessment Tools and Online Templates



Handshake

How To Find On Campus Student Jobs

1. Go to your Handshake Dashboard.
   **Use the desktop version for full functionality*
2. Find the "Jobs" tab on the left-hand side and at the very top, click "all filters."
3. Click "On Campus Student Employment"
4. Scroll down to "Employers" and type in: American River College.
5. Search jobs, read descriptions, qualifications and requirements, then click "apply." That's it!

Online Appointment Tool

Career Center/Work Experience & Internship Program
Welcome and Support Building
916-484-8192

Call or Walk in to Make an Appointment for...

- Handshake Assistance
- Internship and Job Search Assistance
- Resume Review
- Cover Letter Assistance
- Practice Interviews
- Free Self-Assessment Tools and Online Templates